

Right Click Drilldown

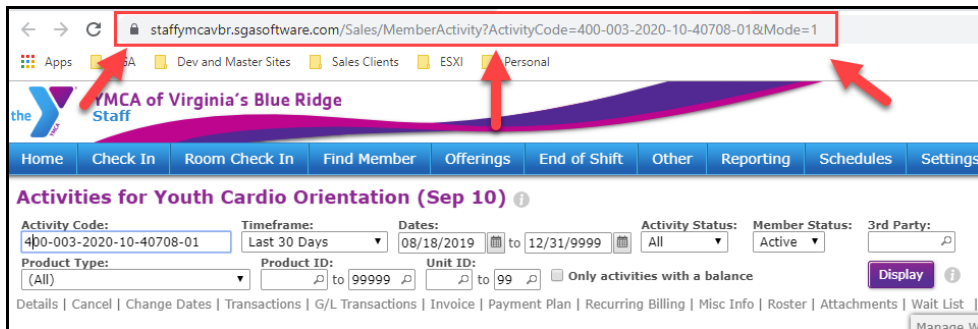
Last Modified on 01/13/2025 4:28 pm EST

Right Click Drilldown

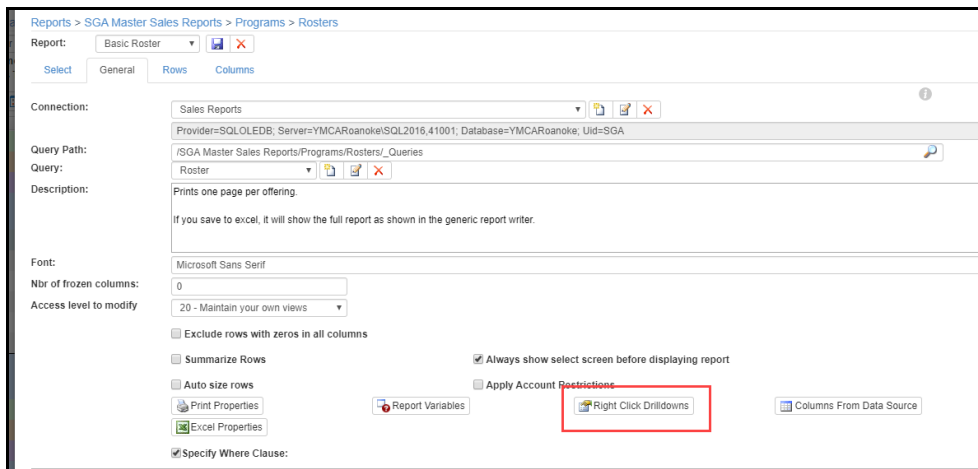
General Tab > Right Click Drilldown

Primary this feature is used for drilldowns to links within SGA Sales. For additional applications please contact the SGA support team.

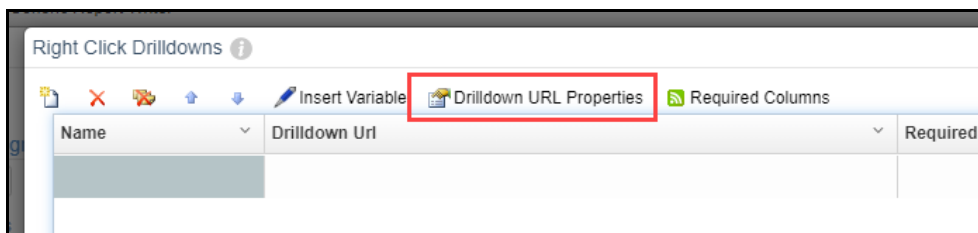
Find the sales URL that you would like to use as a drill down. See screenshot below.



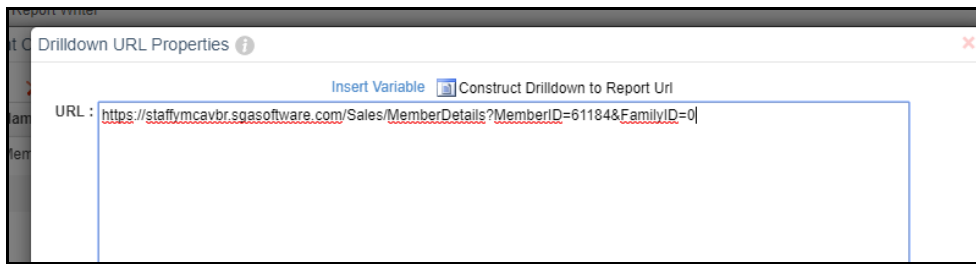
On the General tab of the report that you wish to add the url drill down, select the “Right Click Drilldown” button.



Add a new drilldown and then select Drilldown URL Properties



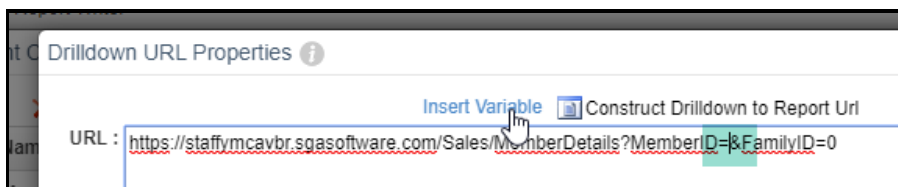
This will open up an editing window for the url link. This is where you want to paste the link for the sales page that you want to navigate to in the report.



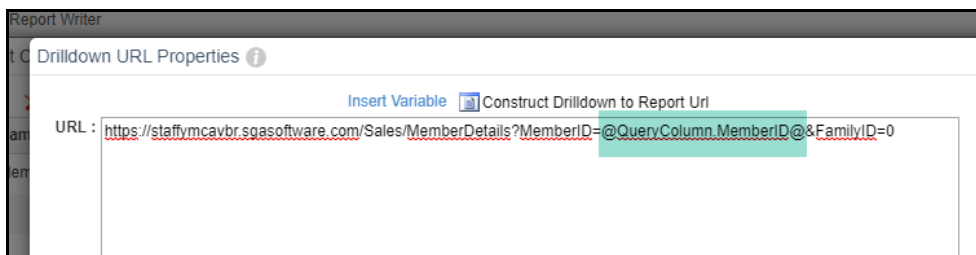
You will need to identify the values in the URL that make it unique and change them to variables. In the link below the values that need changed are the member id and family id.

<https://staffymcavbr.sgasoftware.com/Sales/MemberDetails?MemberID=61184&FamilyID=0>

These values will need to be replaced with a variable from the report query. The easiest way to do that is to remove the value 61184. Make sure your cursor is after the equal sign following MemberID=. Then click on the Insert Variable button.

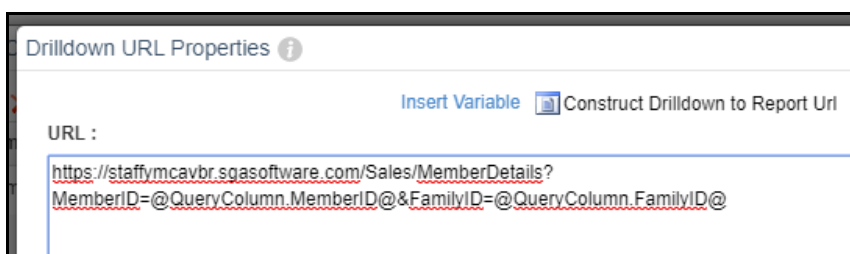


The Insert variable button will open up a window that shows all of the available variables. I always recommend using the Query Column Variables. If the variable that you need is not available as query variable, please email SGA or your reporting admin so that it can be added to the query. Select the variable that is needed for the URL. This should add it to your link.

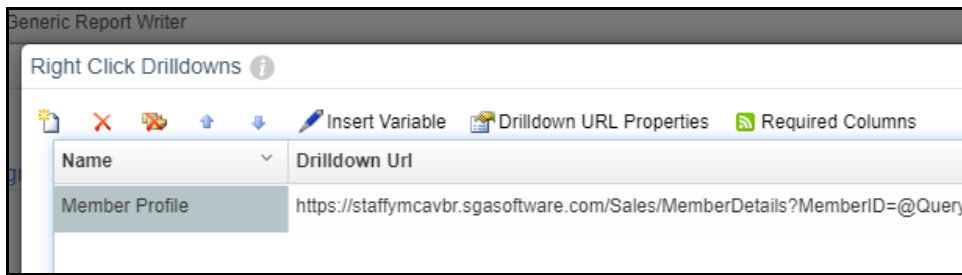


Repeat the same process for any remaining variables. In this case, it is the Family ID.

This is the completed URL:



After you have finished adding your variables to the URL, click OK to go back to the drilldown list. From here you will need to add a name to your Drilldown and select OK to save it. This does not permanently save the drilldown for the report. You must save the report as well.



To test your drilldown, display the report and right click on a row. This should now show the drill down that you added.

	Participant Name	Age	Birthdate
300-001-2017-04-30120-01			
Youth Swim Basics			
Mon Tue Wed Thu			
4:15 PM to 4:55 PM			
61184-0	Ross III, Robert	8	4/20/2011
108889-2	Foster, Ansc		4/2009
108889-1	Foster, Eve		/2008
16717-3	Ray, Parker	11	15/2008

If the link does not navigate to where you expect it too, make sure that you have all the appropriate variables. After double checking your link, if it still does not work, please send an email to support@sgasoftware.com, In order to troubleshoot effectively, please include the following

- The report
- The link that you wish to navigate to (Ex.
<https://staffyourmca.sgasoftware.com/Sales/MemberDetails?MemberID=61184&FamilyID=0>)
- The altered URL that you are using
 (Ex. <https://staffyourmca.sgasoftware.com/Sales/MemberDetails?MemberID=@QueryColumn.MemberID&FamilyID=@QueryColumn.FamilyID@>)